

2019 Stock Mouldings



Build on our experience!

www.HustonLumber.com



Astragals	1	Lattices	12
Back Bands & Caps.....	4	MDF Bases	21,22
Balusters.....	1	MDF Base Cap	26
Band	1	MDF Casings.....	19,20
Base Mouldings	2,3	MDF Chair Rail.....	26
Beaded Sheet Goods	32	MDF Crowns	23,24,25
Beaded Shelf Edge	13	Mullion Centers	13
Bed Mouldings	3	Neck Moulding	13
Beveled Glass Bead	11	Nose & Coves.....	13
Boral Trim	31,32,33	Panel Moulding	10
Casings	5,6,7	Parting Strip	11
Center Beads	27	Picture Moulding.....	14
Chair Rails	7	Porch Rails	17
Corner Guards	8	PVC Mouldings	28,29,30
Coves	8	Quarter Rounds.....	12
Crowns	9,10	Screen Mouldings.....	13
Dentil	10	Shoes	11
Drip Cap	10	Specialty Sheet Goods.....	31
Edge & Center Beads	27	Stools	14,15
Extension Jambs	18	Stops	15,16
Fir Closet Poles	16	Trimboards	33
Half Rounds	11	Window Sill	18
Hand Rails	17		

HUSTON LUMBER & SUPPLY COMPANY

3 Felmley Road
 Oldwick, NJ 08858
 908-439-6200

2 Interhaven Ave
 North Plainfield, NJ 07060
 908-756-5700

Astragals



A8173	3/8 x 1 3/8
-------	-------------



B8173	3/8 x 1 5/8
-------	-------------

Balusters



8904	3/4
------	-----



8900	1 1/8
------	-------



8901	1 5/16
------	--------

Band



WM217	11/16 x 1 3/4
-------	---------------



NY109	5/8 x 1 5/8
-------	-------------



Base Mouldings

WM164 11/16 x 1 1/8

FJ78BC16 11/16 x 7/8



8412 5/8 x 1 3/8



OLDWICK ONLY



WM163 11/16 x 1 3/8



8416 11/16 x 1 5/8



BB518 11/16 x 5 1/4



D8712 11/16 x 2 1/2



B8712 9/16 x 3 1/4

C8712 9/16 x 3 1/4

BB525 9/16 x 5 1/4



693	11/16 x 3-1/2
OLDWICK ONLY	



D693	9/16 x 3-1/4
------	--------------


Bed Mouldings




L8016	9/16 x 1-5/8
-------	--------------



LWM70	9/16 x 2-5/8
-------	--------------



8313	11/16 x 1 1/8
------	---------------



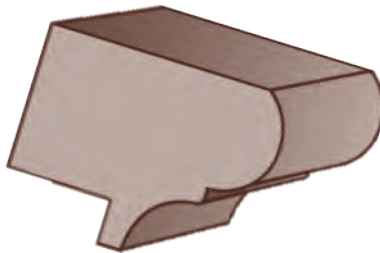
WM281	11/16 x 1 1/8
-------	---------------



WC214	1 1/8 x 2 1/4
WCC	15/16 x 2 1/4



WM293	13/16 x 1 5/8
-------	---------------



ECBCAP	1-3/8 x 1-3/4	▼
--------	---------------	---



C106	11/16 x 2 1/4
------	---------------



WM327	11/16 x 2 1/4
-------	---------------



C8753	9/16 x 2 1/4 Clear
B8753	11/16 x 2 1/4 FJP



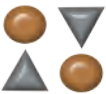
L8308	11/16 x 4 1/4
-------	---------------



LWM432	9/16 x 3 1/2
--------	--------------



WM452	11/16 x 2 1/2
-------	---------------



8308	11/16 x 3 1/2
------	---------------

WM472	9/16 x 2 1/2
-------	--------------



8711 | 11/16 x 3 1/2



L8753 | 11/16 x 3 1/2



WC1 | 1-1/16 x 3 1/2



8746 | 11/16 x 4 1/4

OLDWICK ONLY



LWM445 | 11/16 x 3 1/2



8753 | 11/16 x 2 1/2



WM376 | 11/16 x 2 1/4

● Clear pine ▼ Finger Joint Primed

All drawings are not exact size.

Reeded & Fluted Casings



RC214 5/8 x 2 1/4



FR314 11/16 x 3 1/4



S14 1-1/8 x 5 1/4

Exterior Casings



D10 1-1/8 x 2

WM180 1-1/4 x 2



Chair Rails



8187 9/16 x 2 1/2

WM297 11/16 x 3



Clear pine

Finger Joint Primed

All drawings are not exact size.

Corner Guards



L8202 7/8




8202 1-1/8



8201 1-5/16




L8200 7/8



8200P 1-1/8" x 8'



LWM204 1-3/8" x 8' & 16'




8238 1-3/8" x 8'

Coves



L8024 9/16 x 1-5/8




L8026 9/16 x 2-1/2



S9 11/16 x 2-1/2



s86 1-5/8



8052 11/16 x 11/16



8060 11/16 x 7/8



8061 11/16 x 1-1/8

Clear pine

Finger Joint Primed

All drawings are not exact size.



L8010	9/16 x 2-1/2
WM53	9/16 x 2-5/8



L8009	9/16 x 3-1/2
LWM49	9/16 x 3-5/8



8013	11/16 x 4-1/2
LWM47	9/16 x 4-5/8



8027	11/16 x 5-1/4
8027P	11/16 x 5-1/4



 Clear pine  Finger Joint Primed

All drawings are not exact size.

Solid Crowns



NY128 9/16 x 1-3/8

OLDWICK ONLY



NY127 11/16 x 1-5/8



FJSC214 1 1/8 x 2-1/4



WP211 1-1/16 x 2-1/4

Dentil



DTL158 3/4 x 1-5/8

(Clear Oak)

Drip Cap



WM197 11/16 x 1-5/8

WM197PRF 11/16 x 1-5/8

Panel Moulding



PL134PRF 5/8 x 1-3/4



ES11 1-1/8 x 1-3/4

Clear pine

Finger Joint Primed

All drawings are not exact size.

Shoes



8422	1/2 x 3/4
------	-----------

▼ ● Also Available in OAK



8423	1/2 x 3/4
------	-----------



SH1	1/2 x 1"
-----	----------

Beveled Glass Bead



8565	7/16 x 3/4
------	------------

Half Rounds



8070	1/2
------	-----



8076	5/8
------	-----



8077	3/4
------	-----



8072	1-1/8
------	-------



8080	1-5/8
------	-------

Parting Strip



▼	8432P	1/2 x 3/4
---	-------	-----------

●	8432	1/2 x 3/4
---	------	-----------

● Clear pine

▼ Finger Joint Primed

All drawings are not exact size.



8279 | 1/4 x 7/8



8280 | 1/4 x 1-1/8



8281 | 1/4 x 1-3/8



8282 | 1/4 x 1-5/8




8284 | 1/4 x 2



L8282 | 1/4 x 2-5/8



L265 | 1/4 x 3-1/2



LWM264 | 1/4 x 5-1/4

Quarter Rounds



8057 | 1/4




8058 | 3/8



8063 | 1/2



8064 | 5/8



8065 | 3/4



8066 | 7/8



8068 | 1-1/8

Screen Moulding



LWP140 | 1/4 x 5/8

Oak Hart Strip

HB158 | 5/8 x 1 5/8



Shelf Edge

8611 | 1/4 x 3/4



LWP142 | 1/4 x 3/4

Mullion Centers



LWM972 | 1/4 x 2



8753M | 1/4 x 2

Nose & Coves



8575 | 3/8 x 1/2



8577 | 5/8 x 3/4



8578 | 11/16 x 1-1/8

8535 | 5/8 x 3/4



Neck Moulding

 Clear pine  Finger Joint Primed

All drawings are not exact size.



8288 | 11/16 x 1-3/8

Stools

L8940 | 11/16 x 5 1/4



Andersen TW Stool

DC48 | 11/16 x 2
 TW2 | 11/16 x 2



Andersen TW Stool

DC47 | 11/16 x 4



Andersen Narrowline Stool

S12 | 11/16 x 2-3/8



Andersen Narrowline Stool

S21 | 11/16 x 4-3/8

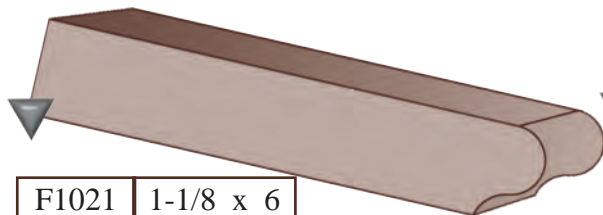


Andersen Casement Stool



L8938 | 11/16 x 2-1/2

S19/S5 | 1 1/8 x 3-1/4



F1021 | 1-1/8 x 6



FS312 | 1-1/8 x 3-1/2

Stools

8938 | 11/16 x 3 1/4



8269 | 1 1/8 x 3 1/4



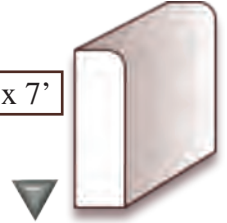
8268 | 1 1/8 x 5 1/4

Bullnose Stop

B8121 | 5/8 x 1-5/8



WM888 | 3/8 x 1-1/8 x 7'



Clam Shell Stops

WP856 | 3/8 x 1-3/8



WP860 | 3/8 x 7/8

WP858 | 3/8 x 1-1/8

WP855 | 3/8 x 1-5/8

● Clear pine ▼ Finger Joint Primed

All drawings are not exact size.

Colonial Stops



B8090 | 3/8 x 7/8



C8090 | 3/8 x 1-1/8



D8090 | 3/8 x 1-3/8



E8090 | 3/8 x 1-5/8



WP925 | 1/2 x 1-5/8



G8090 | 3/8 x 2-1/4

Fir Closet Poles



F8911 | Fir 1-1/8



F233 | Fir 1-5/16



F8913 | Fir 1-9/16

Hand Rails



LF8913 | 1 9/16 Fir



F230 | 1 9/16 x 1 11/16 Fir
 OLDWICK ONLY



S8 | Pine 2-1/4



LWM240 | Poplar 1-1/4 x 2-1/4
 OLDWICK ONLY

Porch Rails



LF8834 | Fir Top Rail 1-1/2 x 2-1/4



LF8835 | Fir Bottom Rail 1-1/2 x 2-1/2

Andersen Tilt Wash



▼ ●	TWEJ	11/16 x 2-3/16
-----	------	----------------

Andersen Casement/Awning



▼	S18PRF	11/16 x 1-7/8
●	S18	23/32 x 2
●	S20	11/16 x 3-7/8

Window Sill



POPWS	Poplar 1-5/16 x 6-1/2
-------	-----------------------



441M | 1" x 3 1/8" x 16'



9053M | 1" x 4 1/2" x 16'



135M | 7/8" x 3 1/2" x 16'



135WM | 1 1/8" x 4 3/8" x 16'



97M	1" x 3 1/2" x 16'
-----	-------------------



535M	11/16" x 3 1/2" x 16'
------	-----------------------



523M	1" x 3 1/2" x 16'
------	-------------------



445M	9/16" x 3 1/4" x 15'
------	----------------------



361M	5/8" x 2 1/2" x 16'
------	---------------------



9262M	11/16 x 9 1/4" x 16'
-------	----------------------



9263M	11/16 x 7 1/16" x 16'
-------	-----------------------



623M | 1/2" x 3 1/4" x 16'



545M | 5/8" x 5" x 16'



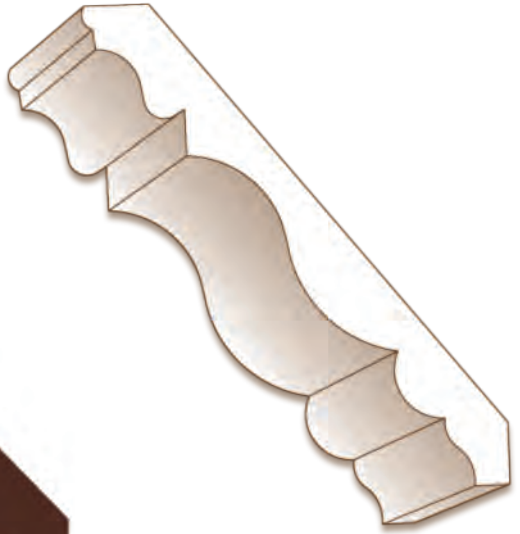
9243M | 1 1/16" x 5 1/4" x 16'



163EM | 5/8" x 5 1/4" x 16'

MDF Crowns

712M | 1 1/16 x 4-1/2 x 16'




PLC612 | 3/4 x 6 1/2 x 16'




701M | 13/16 x 5-5/8 x 16'

784M | 1 1/16 x 3-3/4 x 16'







785M | 11/16 x 4-5/8 x 16'




45M | 5/8 x 5-1/4 x 16'




47M | 5/8 x 4-5/8 x 16'




49M | 5/8 x 3-5/8 x 16'



41M | 1-3/16 x 6-5/16 x 16'



721M | 1-1/16 x 7-1/4 x 16'



9083M | 1-3/8 x 2-3/4 x 16'

MDF Chair Rails



300M	1-1/16 x 3 x 16'
------	------------------



297M	9/16 x 3 x 16'
------	----------------



956WWM	1/2 x 4-1/4 x 16'
--------	-------------------

MDF Base Cap



163M	11/16 x 1-3/8 x 16'
------	---------------------



16PECB	3/4 x 5-1/2 x 16'
--------	-------------------



16ECB	3/4 x 5-1/2
-------	-------------

Knotty Spruce



18ECB	3/4 x 7-1/4
-------	-------------

Knotty Spruce



FBC	Fir 5/8 x 5-1/2
-----	-----------------



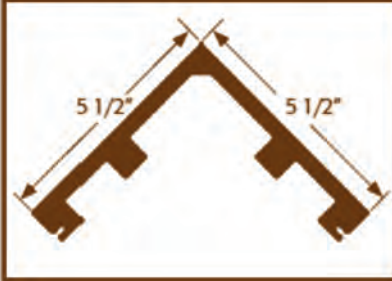
WAINSCOTP	7/16 x 3-1/4
-----------	--------------



WAINSCOT	7/16 x 3-1/4
----------	--------------

Yellow Pine

5-1/2 Outside Corner w/ Flex Nail Fin
 WPVCM-OCPF



Bed Mould WPVCM-75



2-3/4 Crown WPVCM-52



3-5/8 Crown WPVCM-49



4-5/8 Crown WPVCM-47



5-1/4 Crown WPVCM-45



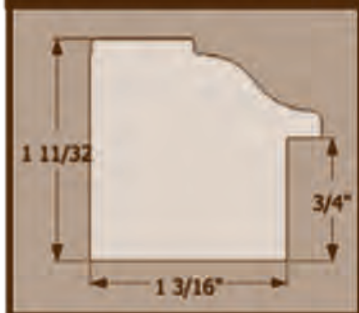
Scotia WPVCM-93



Quarter Round WPVCM-105



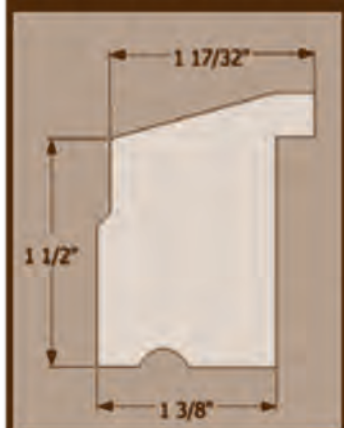
Back Band WPVCM-6931



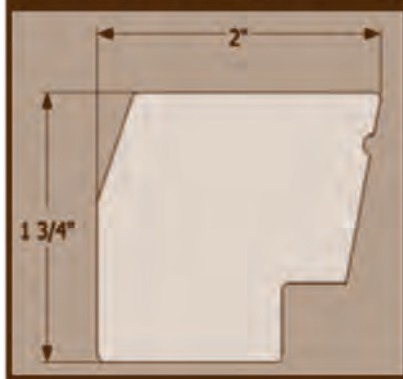
Brick Mold WPVCM-180



Sill Nose WPVCM-6933



Historical Sill WPVCM-6930



Rams Crown WPVCM-6934



Rake Molding WPVCM-287



Shingle WPVCM-210



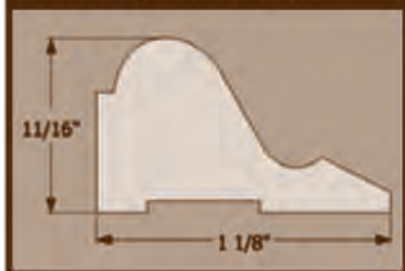
Drip Cap WPVCM-197



Band WPVCM-218



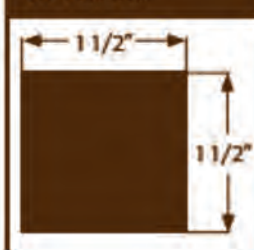
Base Cap WPVCM-164



Adams Casing WPVCM-97



1-1/2 Square
 WPVCM-236





Crown Mold 16ft.
 TE47 - 11/16" x 4-5/8"



Crown Mold 16ft.
 TE45 - 11/16" x 5-1/4"



Base Cap 8ft.
 TE164 - 11/16" x 1-3/8"



Brick Mold 8ft.
 TE180 - 1-7/32" x 2"



Crown Mold 16ft.
 TE49 - 11/16" x 3-1/2"



Quarter Round 8ft.
TE105 - 11/16" x 11/16"



Bed Mold 8ft.
TE75 - 9/16" x 1-9/16"



Scotia 8ft.
TE93 - 11/16" x 11/16"



Crown Mold 16ft.
TE52 - 11/16" x 2-1/2"



Solid Crown 8ft.
TE211 - 15/16" x 2-1/4"



Thick Sub Sill 8ft.
TE269 - 1-3/8" x 2"



Band Mold 8ft.
TE217 - 3/4" x 1-7/8"



Shingle Mold 8ft.
TE210 - 7/8" x 1-5/8"



Drip Cap 8ft.
TE197 - 11/16" x 1-5/8"




Nose & Cove 8ft.
TE8578 - 11/16" x 1-1/8"

Finding the Product is Simple - It's Our Quality that Makes the Difference!



- 1** Hinges are mounted flush to the jambs and flush to the beveled side of the door.
- 2** Plastic closure clips are installed on each unit to promote damage free shipping.
- 3** Longer screws (2 1/4") are included with each door unit to enable a stronger door unit to stud framing connection.
- 4** Strike plate and bolt mortise preparation are always aligned properly.
- 5** Pre-drilling for hinge screws ensures flush screw placement and eliminates blow out.
- 6** 3/8" x 1 3/8" stop moulding is standard on every door unit.




4' X 8' Panels	1/4	1/2	3/8	5/8	3/4
MDO 1 SIDE		●			
MDO 2 SIDE			●		●
MDF	●	●			●
ULTRALITE MDF					●
OAK A2	●	●			●
BIRCH A2	●	●			●
IMPORT BIRCH C2					●
MARINE		●			●
LAUAN	●	●	●		●
AC	●	●	●	●	●
AROMATIC CEDAR	●				
PVC		●	●		●
FIR PTS		●	●	●	●
ULTRALITE MDF	1" X 49" x 97"				

● In Stock

All drawings are not exact size.

● PINE

3/8 x 4 x 8 Radiata Pine
2" O.C. Beaded Shiplap




PVC

1/2 x 4 x 8 PVC Sheet
2.5" O.C. Square Edge



▼ MDF

1/2 x 4 x 8 Interior MDF
2.5" O.C. V-Bead Primed



Size	C-Select Clear Pine	#2 Pine	A&Btr Cedar	Primed Pine	Wolf PVC	Ultralite MDF	Boral Trim
1/2 x 2	●						
1/2 x 3	●						
1/2 x 4	●						
1/2 x 6	●						
1 x 2	●	●					
1 x 3	●	●					
1 x 4	●	●	●	●	●	●	●
1 x 6	●	●	●	●	●	●	●
1 x 8	●	●	●	●	●	●	●
1 x 10	●	●	●	●	●	●	●
1 x 12	●	●	●	●	●	●	●
5/4 x 4	●	●	●	●	●		●
5/4 x 6	●	●	●	●	●		●
5/4 x 8	●	●	●	●	●		●
5/4 x 10	●	●		●	●		●
5/4 x 12	●	●	●	●	●		●

● In Stock

All drawings are not exact size.



Dear Customer:

This catalog was designed to show our stock mouldings which are available for pick-up or immediate delivery from either of our locations. However, this is not a complete list of mouldings available from Huston Lumber. We invite you to call, visit our website, or stop in at any of our branches for special orders and custom moulding selections. If you have any questions about your project, our trained and dedicated staff will be happy to assist you.

Thank You!

HUSTON LUMBER & SUPPLY COMPANY



Build on our experience!

3 Felmley Road
Whitehouse Station, NJ 08889
908-439-6200

2 Interhaven Ave
North Plainfield, NJ 07060
908-756-5700

REV 1.22.18

www.HustonLumber.com